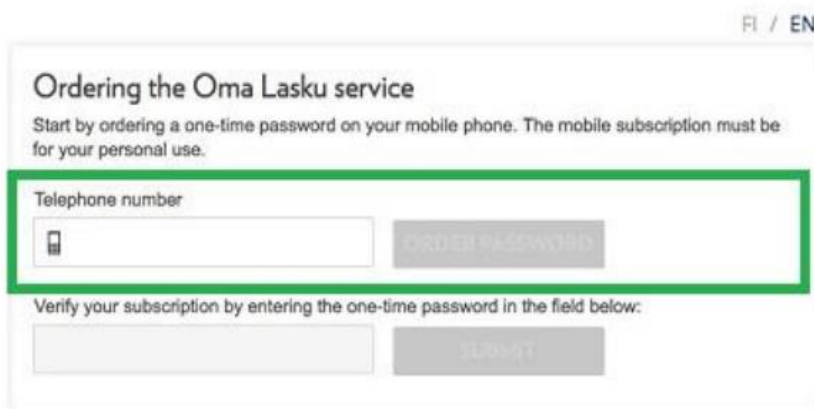


Ordering and accepting the Oma Lasku service

You can order and accept the Oma Lasku service conveniently with your Elisa ID. Click here for a few easy steps on how to take the service into use.

Here's how to order or accept the Oma Lasku service

1. Enter your **Elisa ID** in the fields reserved for it on the order page and click **Log in**. An Elisa ID is the same as the user ID that personal customers use for Elisa Viihde, for example, or for logging in to OmaElisa.
2. If you don't have an Elisa ID yet, click **Create Elisa ID**. Read our tips on how to create an Elisa ID.
3. Once you've logged in, order a one-time password by entering your phone number in the appropriate field. Click **Order password**.



FI / EN

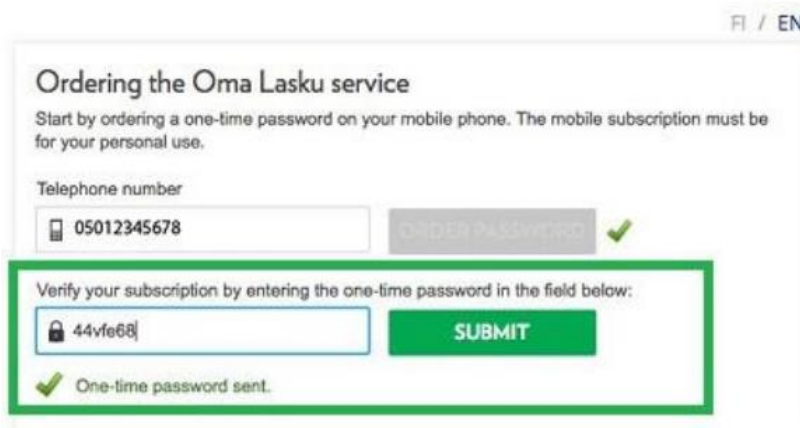
Ordering the Oma Lasku service

Start by ordering a one-time password on your mobile phone. The mobile subscription must be for your personal use.

Telephone number

Verify your subscription by entering the one-time password in the field below:

4. Next, verify your subscription by entering the one-time password sent to your phone in the correct field. Click **Submit**.



FI / EN

Ordering the Oma Lasku service

Start by ordering a one-time password on your mobile phone. The mobile subscription must be for your personal use.

Telephone number

✓

Verify your subscription by entering the one-time password in the field below:

✓ One-time password sent.

- When your phone number has been verified, a green check mark will appear next to the phone number and password field.

FI / EN

Ordering the Oma Lasku service

Start by ordering a one-time password on your mobile phone. The mobile subscription must be for your personal use.

Telephone number

05012345678 ✓

Verify your subscription by entering the one-time password in the field below:

444vfe68 ✓

- The services permitted by your company (Palvelunumerot) will be displayed here. Select the services you want to take into use by ticking the box in front of the service. You can also accept or remove services.

Oma Lasku service numbers

By ordering the Oma Lasku service, you will be responsible for all costs arising from the use of the following services:


- Calls and messages to adult entertainment numbers
- Calls and messages to entertainment service numbers, e.g. chat lines, telephone voting, games and marketing campaigns
- Calls and messages to transaction service numbers, such as donations to charity, paying for goods and services using calls or text messages

Your employer will pay for the following services:

- Calls to directory assistance and connection service numbers and general services, e.g. calls and text messages to directory assistance, taxi orders and banking services
- Calls to general service numbers, e.g. ordering taxis or banking services
- Calls made abroad
- Use of telephone abroad (roaming charges)

Detailed information about block categories is available at <http://saunalahti.fi/gsm/estot.html>

Oma Datalasku service

 The subscription owner does not permit the service to be ordered for this subscription.

- Following this, enter your contact details and tick the box to indicate that you **accept the terms and conditions** of the service.

8. Confirm the order by clicking **Start using the service**. If you do not accept the terms and conditions, click **Reject agreement**. When you order or accept the Oma Lasku service, you will receive a free Elisa book.

To start using the Oma Lasku service, you need to enter your name and address details:

First name
 ✓

Last name
 ✓

Street address
 *

Postal code
 *

Town/city
 *

By placing your order, you also accept the [terms and conditions](#) of the agreement

Note If you get the error message " The service cannot be added to your subscription" after clicking Start using the service, please contact our customer service.

9. When you've ordered Palvelunumerot service, you will receive text message confirmation a few minutes or at most a day after you place your order.
10. An invoice for the amount that exceeds the limit set by your company will be sent to your home address once a month. The first invoice will be a paper invoice. If you prefer e-invoices, you can choose to receive the Oma Laitelasku as an e-invoice through your online banking account.

The minimum invoicing limit in the Oma Lasku service is €5. However, you will receive an invoice at least every three months.